



Branching Out



P.O. Box 358425 Gainesville, FL 32635-8425
www.TreeCityQuiltGuild.com

October Meeting

Monday, October 8 Doors open at 6:30 pm, meeting begins at 7:00 pm

Location: Westside Baptist Church in the Family Life Building (behind the church).
 10000 W. Newberry Rd. Gainesville. 2.56 miles west of The Oaks Mall.

Officers

President

Leesa Lloyd

Vice-President

Lynne Meyer

Treasurer

Linda Clary

Secretary

Trish Everitt

Standing Committees

Charity

Mary Short

Gwen Lombard

Membership

Linda Dontje

Newsletter

Amala Miller

Programs

Lynne Meyer

Quilt Show

Anne Mullis

Workshops

Leesa Lloyd

Support Committees

Door Prizes

Pamela Greene Howell

Hospitality

Anne Mullis

Membership Book

Marsha Tucker

Secret Pals

Chris Glaser

Sunshine

Amala Miller

WebMaster

David Miller

Show Committee

Chair

Anne Mullis

Members

Gwen Lombard

Leesa Lloyd

Elena Frasier

President's Message

Trick or Treat...it's my favorite time of the year. I am inspired to decorate my house, I am inspired by the beautiful quilts at Jax, I am inspired by the cooler weather....but it also starts the dreaded Countdown to Christmas. Need extra time? Consider going to Retreat in November or doing some handwork on the Third Monday at 6:00 pm at the Best Western.

I am super excited about Carol Henry's lecture about "You be the Judge". I saw Carol Henry do this lecture in Lakeland and it was very enlightening. You will get some insight of what a judge is looking for.

Speaking of ribbons, we have kits available to make the medalions. Come see me at the meeting for yours.

Wear your name tag so that as you meet new people your name can be seen. If you are one of us with a missing nametag, you will probably find it when you make a new one. We have the fabric logo for sale for \$2.00. Be creative, but remember it is a nametag and seeing your name is important.



Want to Talk About Something????

Please send Leesa an email so you can be put on the Agenda.
lloydleesa@gmail.com
 478/719-1523



Tree City Quilters

Tree City Quilters Guild – September 10, 2018 – Meeting Minutes

Meeting called to order by Vice President Lynne Meyer– visitors welcomed

Fat Quarter challenge exchange tonight for round 2

Melanie Jensen advised of the passing of long time previous member and talented quilter Marilyn Wagner

Quilt Show - May 2019

- Lynn Clary asked to hold invoices or no purchases until after Oct 1
- Working on ribbons and charity at Millhopper Library on September 22, 2018, 10am – 2pm
- Annie Mullis advised that we need to continue to sell charity quilts tickets and find venues to sell at
- Quiltique will be operated by members who bring items for sale

Fall Retreat – organized by Jean Genton

- Friday and Saturday, November 2nd and 3rd, 9:00 am – 8:00 pm
- 2 days \$40 and 1 day \$20; Meals, mini-classes and assignments TBD
- Theresa teaching FMQ with rulers
- Currently have 25 registered attendees

Charity – Gwen provided updated and with the group now moved to Millhopper Library and no longer at the Senior Center; Mary Short looking for someone to take over the flannel – Melanie Jensen volunteered; there are still kits (tops and backs) available to be completed

Our new webmaster is member David Miller – thank you.

Pamela Howell conducted prize drawings.

Monthly program – Miniature Quilts by Carol Henry

Snack break and Show and Tell

Meeting adjourned. Next meeting is Monday, October 8, 2018 at 7pm.

Respectfully submitted – Trish Everitt – TCQG Secretary

Mission Statement:

The purpose shall be to preserve the heritage of quilting by being a source of information, education and inspiration, by perpetuating a high quality of excellence in quilting and related arts, and by providing a gathering of people with this common interest.

Show & Tell



It's OCTOBER do you know what that means? Its food drive month and we all need your support to make it another wonderful year. Please bring your Cash, Check or food donations to the October meeting. Checks should be made out to Bread of the Mighty Food Bank. She is of Bread of the Might Food Bank representative, she will have envelopes if you want to give money. Contact Vicki Bergath @ 352-331-0773 or email vbergath@cox.net for more information.



OCTOBER BIRTHDAY'S

Marge Polkowski 10-1
 Bronna Godwin 10-01
 Maureen Cales 10-03
 Deborah Schoelkopf 10-09
 Linda Dontje 10-10
 David Miller 10-11
 Richard Westbrook 10-21
 Mae Zavocki 10-24
 Marion Bishop 10-26



The month of your birthday is the time to bring something for the refreshment table and to choose a quilt related goodie in the special birthday basket at the registration table. Meet you at the basket, Birthday Folks!

MONTHLY MEETING CHECKLIST:

Snacks, if your birthday is this month / **Name Tag** / Notebook & Pen / Show and Tell .


We had 1 new member:
 Linda Heggy 10333 Nw 33rd place
 Gainesville, Florida
 Home # 352-532-4645
 Lheggy@bellsouth.net

Webmaster
 David Miller
 (502) 939-9720
 MILLER.DAVIDL@GMAIL.COM

Newsletter Editor
 Amala Miller
 (502) 939-9720

Please make submissions to the newsletter by the 20th of every month to Amala Miller
 (alighthouselover@gmail.com)

Wear your name tag so that as you meet new people your name can be seen. If you are one of us with a missing nametag, you will probably find it when you make a new one. We have the fabric logo for sale for \$2.00. Be creative, but remember it is a nametag and seeing your name is important.



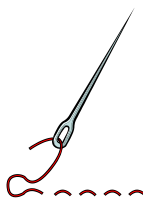
FAB (Fiber Art Bee)

FAB is dedicated to an exploration of anything and everything related to the fiber arts, and is **open to members of any guild**. Meetings are held the 2nd Thursday of the month at the Alachua County Senior Center from 1:30-4:00 pm. 5701 NW 34th Street Contact: Jane Rhoden, jdemeras1@cox.net, 352-373-0491 for more information



SNAG (Silver Needles Applique Group)

The Applique Group meets the third Monday of the month in the lobby of the Best Western Gateway Grand. Dinner at 5:00, stitching from 6:00-8:00. Coffee and cookies for all. Just bring applique or hand-work.



Reminder: Marsha will only email broadcast guild related items...please no info on spam alerts or funny quotes.

Call for hearts!!!!

DID YOU KNOW THAT THE HOSPITAL NEEDS 600 A MONTH?

There are 100 new babies that need

these little flannel treasures to provide the comfort of momma in

the neonatal unit at Shands. We have flannel to give, we just need you to make them.

Please give an hour a month to make them.



PLEASE WE NEED YOUR HELP! Please make a patriotic lap quilt, wheel chair bag or walker bag for a mini display at the quilt show that shows our support to the Gainesville VA. We will have an extra Viewer's Choice award just for this mini display. There will be some charity workshop opportunities throughout the year for participation. We will donate everything to the VA after the show. Please contact Pamela Howell Greene or Leesa Lloyd if you have questions.



Fall retreat will be November 2nd & 3rd.



Guild Blog

If you have not registered your email on the guild blog, please do. When messages are posted on the blog an e-mail is generated to all registered members. This is the quickest way to get the news to our members. To register, go to treecityquilt-ersguild.com. Then follow the instructions along the right side of the page. It just takes a minute!


Blog

Quilt Boutique

The guild will provide a vendor booth to the membership to use to sell their items at the May 2019 quilt. Members will be required to price, track and sell their items. The members will receive 90% of the profits with 10% going to guild to cover table/ table cloth and taxes. If you bring something to sell, you will be required to work the booth during the show. We need 15 people to commit to selling items in order to make it work.

Deadline will be 10/31. If we cannot make the minimum, the space will be rented out to a vendor.

Please see Amala Miller or Anne Mullins for details.



If there are changes in your address, phone number or e-mail, please e-mail Membership Chair Linda Dontje (lindontje@windstream.net) and changes will be made with Amala (Branching Out) and Marsha (database).

Thoughts on Getting More Done

aquiltinglife.com

Have a Brainstorm Session

I teach composition at a local community college during the fall and spring semesters (just one class each semester), and the biggest problem my students name each year is frustration with writer's block. I feel like "creativity block" affects each of us as makers as well. We constantly want to be "doing" when in reality, stepping back and taking some time to ponder and plan will often benefit us much more than we might realize. I took some time to do this the other night and was amazed at the ideas I came up with! While I started writing notes on a Post-It pad, I soon had to start over on a legal pad! I made notes about goals and projects in the following categories:

- Health
- Family
- Friends
- Home Improvement Projects
- Organization (home, work, and personal)
- Creativity

So take a little time for yourself. Divide a piece of paper into the major categories you want to think about, and just start writing notes and ideas! Don't worry about specific timelines at this point—just get some ideas on paper when you take time to plan later. You'll be glad you did!

2. Sort through Works in Progress

I keep works in progress in project boxes or in drawers in my sewing room. It's good to occasionally go through those boxes and drawers and analyze where I'm at with the projects and plan for a time to work on them. I also have a drawer full of orphan blocks and love looking through those to get inspiration as well! It's a rare occasion that I don't eventually finish a project, but there have been times when I've decided that I'm just not going to finish something. Sometimes I can set the finished blocks into a smaller project or add them to my orphan drawer where I can make them into something small. ([See my post on ideas for orphan blocks here](#)). Many times I've found projects that are nearly complete; when I'm able to finish those up it's a great feeling!

3. Prepare some "ready to sew" projects.

One way I'm able to finish up extra projects is that I always try to have "ready to sew" projects on hand. I have some hand-work that I keep in a project bag that I can take on trips (English Paper Piecing projects like the framed hexagons above are perfect for travel—so many of my hexagons have been sewn on planes and in hotel rooms)! I also try to have projects ready for binding in the evenings when I watch television and visit with my husband. Another aspect of this idea (and one I've mentioned before) is that I always try to leave something ready to sew in my sewing room. Even if I only have a short amount of time, it helps to have half-square triangles or flying geese that are ready to be sewn at the machine.

Thoughts on Getting More Done CONT'D

4. Regularly do a “quick clean up” of your sewing area.

I know just as well as anyone how quickly a sewing area can go from clean to disaster! It happens regularly. But I've also come to realize that even a quick clean up can allow me to get so much more accomplished. (If you are wanting to do a more thorough cleaning, you might enjoy this post on [20 Steps to an Organized Sewing Room](#) with a downloadable PDF checklist). When I do a quick clean up I try to accomplish the following tasks as quickly as possible:

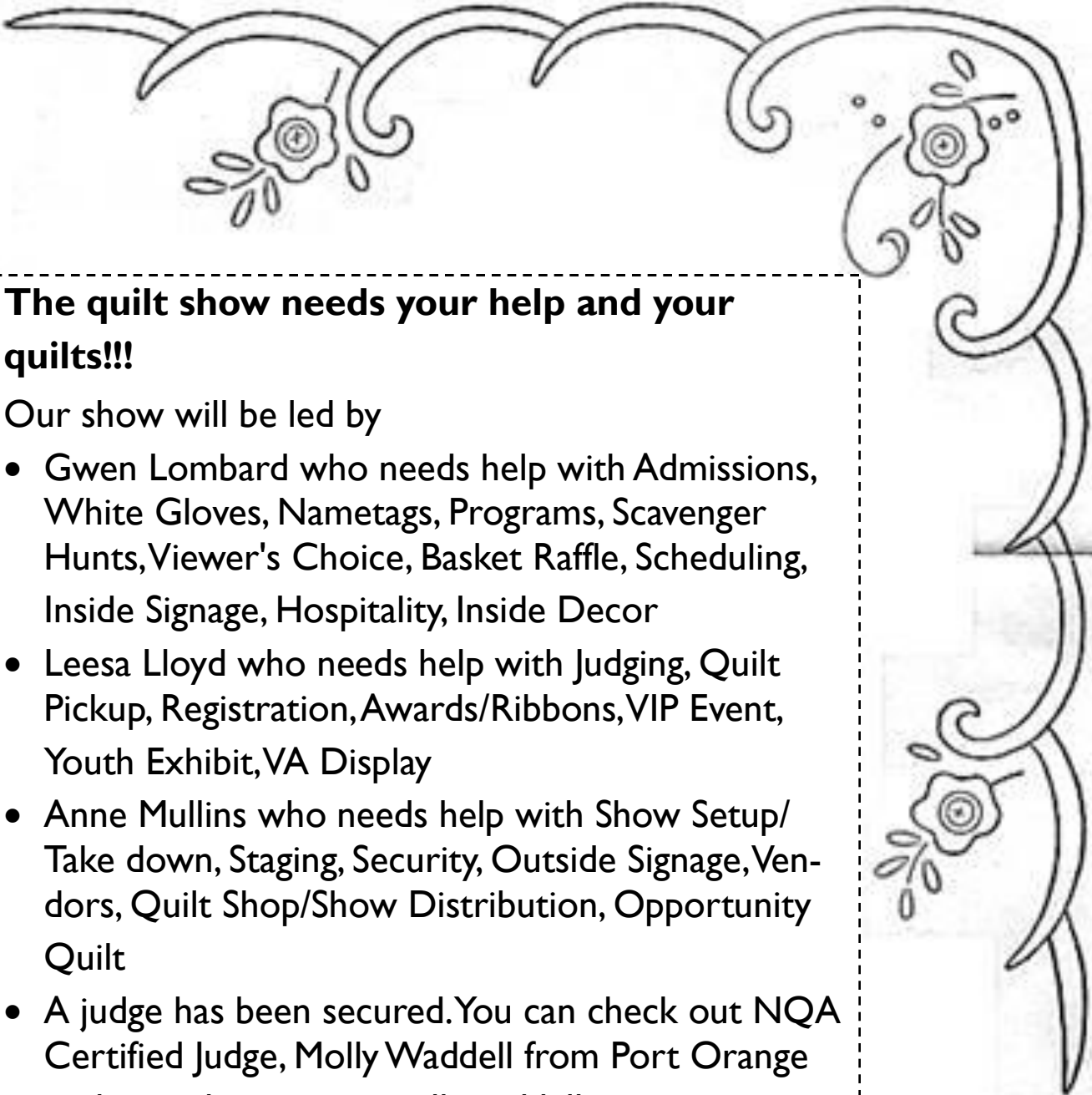
- Clear my ironing board
- Clean and clear my cutting table
- Clear other flat surfaces in the room
- Fill up all of my empty bobbins

Put all projects away

5. Make a Plan

There is a reason I put this planning step at the end of my list when the brainstorming step was first. After writing down your ideas it really is a good idea to let them sit for a while! And after sorting through Works in Progress, preparing some ready to sew projects, and doing a quick clean up, you're ready to set some goals. I used to set goals yearly and just review them quarterly, but I have been doing my goal setting on a monthly basis lately. Sometimes my plans change rather quickly (like when I realize the holidays are just over 4 months away, and I'd better start working on gifts sooner than later!) and so monthly planning has seemed to work a lot better. Here are a few tips for planning:

- Don't have more than three goals at a time. If all you want to do is finish one project in a month, break it down into three sections. (If you finish a project earlier than expected you can always go to the next one on the list).
- Use time-blocking for sewing. Uninterrupted sewing time is the most effective for me. I can get a lot done if I can spend at least three hours in my sewing room. Sometimes that's just not possible. But look at your week and plan to sew when you can sew for longer amounts of time.
- Keep a running list of projects in progress and of those you want to make so you can refer to it often and as needed. This really helps prevent creative block!

A decorative floral scrollwork design in the top right corner of the page. It features a large, stylized flower with a circular center and several leaves, connected by a flowing, curved line that extends towards the top left.

The quilt show needs your help and your quilts!!!

Our show will be led by

- Gwen Lombard who needs help with Admissions, White Gloves, Nametags, Programs, Scavenger Hunts, Viewer's Choice, Basket Raffle, Scheduling, Inside Signage, Hospitality, Inside Decor
- Leesa Lloyd who needs help with Judging, Quilt Pickup, Registration, Awards/Ribbons, VIP Event, Youth Exhibit, VA Display
- Anne Mullins who needs help with Show Setup/ Take down, Staging, Security, Outside Signage, Vendors, Quilt Shop/Show Distribution, Opportunity Quilt
- A judge has been secured. You can check out NQA Certified Judge, Molly Waddell from Port Orange on her website www.mollywaddell.com
- Elena Frasier from Strategic Gator will be handling our advertising since we have specific guidelines for the grant.

Think what you want to do....get those needles sewing for beautiful quilts...contact a chairman.

We are forming committees...Gwen, Leesa and Anne will be chairman so don't be shy. We need knowledgeable veterans as well as fresh ideas.

PIECEMAKERS QUILT GUILD OF BRANDON



Presents the 2018 Harvest of Quilts: "A Symphony of Colors"

When: Friday, October 12, 2018 9:00 am-5:00 pm

Saturday, October 13, 2018 9:00 am-4:00 pm

Where: The Regent, 6437 Watson Road, Riverview, FL

(Off Bloomingdale, behind Winthrop Plaza)

JUDGED QUILTS ON DISPLAY

Celebrity Judge **Linda Hall**—The Quilting Violinist of The
Florida Orchestra on 10/12 am.

PLATINUM SPONSOR INSPIRE QUILTING & SEWING -SEWING MACHINE RAFFLE

UPBEAT BOUTIQUE—\$11,000. IN HANDMADE CRAFT ITEMS FOR SALE

BEETHOVEN'S BOOKSTORE

RHAPSODY BASKET DRAWING: PROCEEDS TO BRANDON OUTREACH CLINIC

PETITE ENSEMBLE SILENT QUILT AUCTION

MOZART'S VENDOR MARKETPLACE

ELECTRIC DRESDEN OPPORTUNITY QUILT DRAWING

QUILTS FOR SALE Food Vendor: **PHILLY PHILLY**

Admission: \$8. daily * \$12. for 2 day pass * Age 12 and under Free

(Special group rates – email RNRYAN@verizon.net for info) Free Parking

See **ACCOMPANIMENT BACKGROUND** at: www.brandonquiltguild.com

November 2& 3, 2018 QUILT RETREAT REGISTRATION FORM

Name: _____

Address _____

Phone # _____ Cell: _____ email: _____

Emergency Contact:

_____ Phone # _____

Must receive no later than OCTOBER 24th.

_____ 1 day-\$20.00

_____ 2 days-\$40.00

Make check payable to: **Tree City Quilters Guild** and bring to guild meeting or mail to:

Jean Genton
16209 S County Road 325
Cross Creek, FL 32640

Any questions: Call or email **Jean @ 352-234-0900 or jeangenton@gmail.com**

*If you have to cancel, please let us know at least by **October 24th** as food is ordered based on number of quilters.*

Please indicate which meal you will help with set up and clean up. Food will be prepared and ready to serve.

Friday Lunch-Napolitanos _____ Friday Dinner- Sweetberries _____

Saturday Lunch-Linda Vista _____ Saturday Dinner-Pizza & Ice Cream

Dietary Restriction's _____

Also need volunteers for the following:

Wednesday night set up _____ Saturday evening take down _____

Come join the fun!!!

TQPM Small Kennel Quilt Team has received a request for Kennel Quilts from another shelter that is helping animals from Hurricane Florence. As the floodwaters subside, more animals are being rescued.

New Shelter

Their address is:
 Brother Wolf Animal Rescue
 31 Glendale Avenue
 Asheville, NC 28803

Previous Shelters

Their address is:
 The Anti-Cruelty Society
 157 West Grand Avenue
 Chicago, IL 60654

Humane Educational Society
 212 N. Highland Park Avenue
 Chattanooga, TN 37404

[Click here](#) for the form to send



Dear Tree City Guild Members,

The Little Dresses for Africa project is going strong under the leadership of Jeannine Cawthon. I hope that you will continue to give me fabric (they love florals, but remember nothing with animals depicted), trims, and thread that I can pass on to Jeannine.

Thanks, Sandy Pozzetta

Report from Jeannine Cawthon

Little Dresses for Africa

Since July 2014 we've sent out 2,980 dresses. Another 300+ are waiting in my living room to be sent on future trips. Nearly all of these dresses have gone with various church groups on mission trips so there has been very little postage paid.

We have sent them to the following countries: South Africa, Guatemala, India, Malawi, Haiti, Mexico, Jamaica, Kenya, Nicaragua, Honduras, Dominican Republic, Peru, Congo, Puerto Rico. Also, dresses have been taken on several trips to Appalachia.

Most of the dresses were made with donated fabric, including a couple of quilting connections. We have bought almost all of the trim and thread ourselves. If we had had to purchase all of the fabric it would cost about \$10.00 per dress so we are very thankful to have received so much fabric from generous benefactors. Not until recent times have we had to buy any fabric.

The fabric that we can't use we donate to other places. In the last year or so we've been working with the Days for Girls group and have shared fabric with them and they have shared some of theirs with us. Nothing is wasted.