



Branching Out

P.O. Box 358425 Gainesville, FL 32635-8425
www.TreeCityQuiltGuild.com

May Meeting

Monday, April 8th, Doors open at 6:30 pm, meeting begins at 7:00 pm

Location: Westside Baptist Church in the Family Life Building (behind the church).
 10000 W. Newberry Rd. Gainesville. 2.56 miles west of The Oaks Mall.

Officers

President

Lynne Meyer

Vice-President

Jackie Reichardt

Jean Genton

Treasurer

Linda Clary

Secretary

Trish Everitt

Support Committees

Door Prizes

Pamela Greene

Howell

Hospitality

Anne Mullis

Newsletter

Amala Miller

Membership

Book

Marsha Tucker

Secret Pals

Chris Glaser

Sunshine

Amala Miller

WebMaster

President's Message

Hello Everyone!

May 13th is the last meeting of our fiscal year and our last meeting at Westside Baptist Church.

MEETING LOCATION:

May 13th is the last meeting at Westside Baptist Church.

Our **new location beginning June 10, 2019** will be:

Oak Hammock

Oak Room 2nd Floor (via elevators)

5100 SW 25th Blvd,

Gainesville, FL 32608

Please feel free to contact Sally Glaze for information new meeting location information. Location details available below, at the meeting, and in the June newsletter.

MAY 13th PROGRAM:

Business Meeting, including:

Officer Election

Program: Grand Show and Tell -- Bring in your quilt(s) that you planned to submit to the quilt show. We will have prizes.

JUNE 10th PROGRAM:

Officer Installation

Potluck dinner – bring finger foods/hors d'oeuvres

Block Lotto – Economy block: <https://www.justgetitdonequilts.com/the-economy-block-templates> Use your scraps and practice your fussy cutting skills on the center block J

Everyone bring 1 block for a finished 10" finished block size (untrimmed is 10.5")

Video directions with pointers and tips: <https://youtu.be/cFaRm00tNVc>

Bring a block, receive a ticket. Winning ticket receives all blocks

Want to Talk About Something???

Please send Lynne an email so you can be put on the Agenda.
lloydleesa@gmail.com
 478/719-1523

President's Message

DUES:

Pay dues (\$30) and include your completed membership form https://docs.wixstatic.com/ugd/e6abba_cfe07cf85ab741bd94b98336d6fcffc0.pdf

WHEN: at the May meeting, the June meeting, or mail them in in-between May and June meetings.

PAYABLE TO: Tree City Quilters Guild.

WHERE: at meeting or mail to TCQG, PO Box 358425, Gainesville, FL 32635

WHAT: Indicate your interest in a committee(s) either on the annual membership form (link above) **OR** on the sign-up genius page: <https://www.signupgenius.com/go/10c054fa4ae28a7f94-20192020>

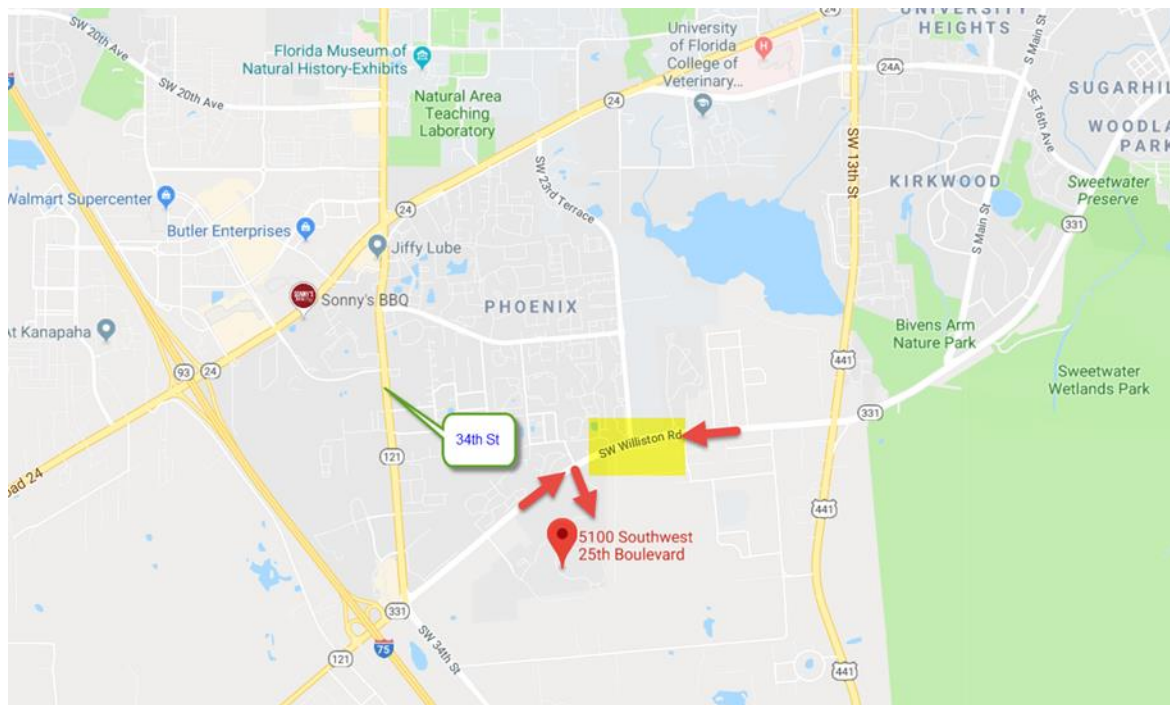
Not a final commitment – just indicates your areas of interest

Information on committees: <https://www.treecityquilt.com/forms>

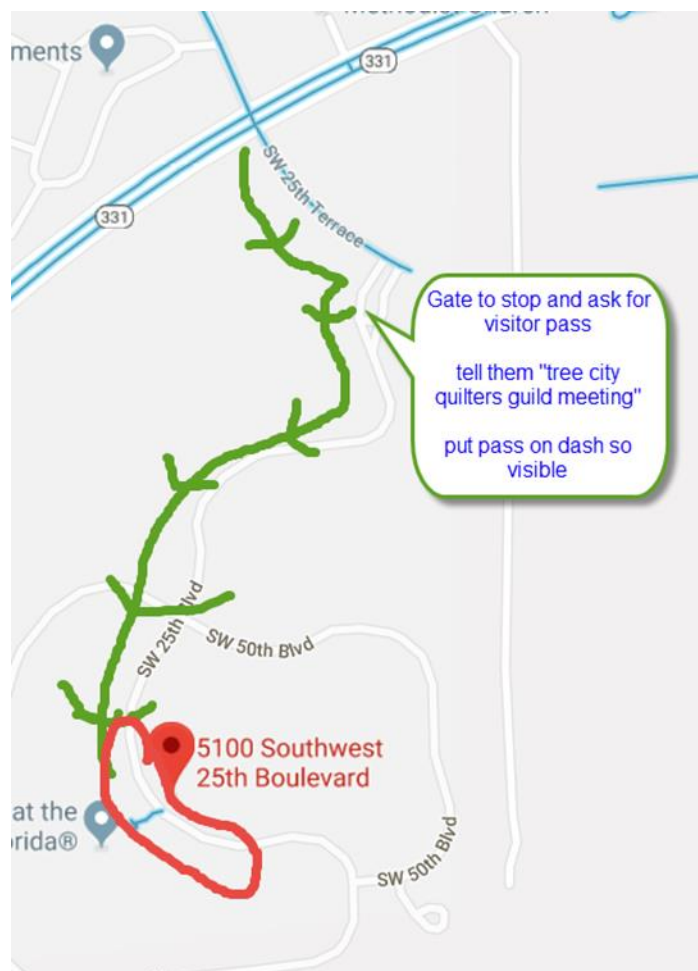
MAPS FOR JUNE MEETING: Oak Hammock Oak Room 2nd Floor (via elevators)

5100 SW 25th Blvd, Gainesville, FL 32608

MOST RESIDENTS GONE FOR DINNER BY 6:30 PM



President's Message



Charity Sewing Group

The Tree City Quilters Charity Sewing Group will no longer be meeting at Julies Pins and Needles. Changing the location to the Senior Citizen Center was a decision made by the majority of those who regularly attend the workshops.

For the next year, we will meet on the 3rd Monday of every month starting May 20. We will meet in the Shand's Room at the Senior Citizen Center from 10 to 2.

CQG and the Senior Center had originally agreed on the second Thursday of each month. However, we were contacted and informed of a scheduling conflict. So we had no choice. We had to change the date once again. I hope the third Monday works well for everyone.

If you are not a member of the Senior Center please stop by the front desk and complete a membership application. You will receive a membership card which allows you to log in each time you come to sew for Charity. This helps TCQG secure the room which has been reserved for us in the future.

This information will also be in upcoming newsletter and on our website. We will also discuss it at the next Guild meeting.

Thank you and hope to be sewing with you on the 20th of next month.

Linda and Gwen

Mission Statement:

The purpose shall be to preserve the heritage of quilting by being a source of information, education and inspiration, by perpetuating a high quality of excellence in quilting and related arts, and by providing gathering of people with this common interest.

Jean's Teaching Class Schedule

Jean is teaching Saturday May 11 2019 at Miss D's. She is teaching the Cross Stitch Quilt \$25. The beautiful basket.

She ordered the Boxy Tote pattern, that those who went to the "featherweight class". We would love to get a class together . She will get the pattern in this week.

Featherweight Tips and Ideas

Have you named your featherweight? Are you going to name it? Do you know how to find the date? Do you feel that certain dates are better than others, or maybe you have a favorite date, year? I have a Silver that is named Annabelle. She is not named after any grandparent or special person. It's really a joke of someone not knowing my name and calling me Annabelle all weekend instead of Amala. David then teased me and said you should name her Annabelle.

There are so many places to find Featherweights being sold. Facebook groups, marketplace, Ebay, featherweight Shop, The featherweight Doctor, Nova's Featherweight, through our friends and of course guild members.

Did you know that it is recommended to clean your machine after every 8 hours of sewing or a major project. we need to clean our bunnies out. No matter the machine you own this is a huge thought and can not be overlooked. those Bunnies sure do add up and can cause some issues if we let them go on.

Featherweight Tips and Ideas

John “The Old Sewing machine Man” said it’s okay to USE Protroluem jelly as grease. This actually FALSE. It is bad for your machine and will cause your machine parts to erode.

Also, when greasing the Motor do not dig around down in the grease tubes. There is a small felt wick at the bottom that is designed to distribute the grease to the motor as the motor gets warm when running. If these wicks are damaged or removed—too much grease will be released into the motor at one time.

- ♦ There is so much information out there on featherweights you want to make sure you use a trusted and accurate information.

I will see what I can find as far as trustworthy sites if you have any please feel free to share.

The Singer-featherweight shop has many videos on their site about everything from maintenance to troubleshooting problems and if you still can’t find what you are looking for you can call and speak with someone and if you still need help they will get you to a technician that will answer your questions. This personally happened to me twice last week. They were super helpful.

On the first Tuesday of the month when you order from The Singer-featherweight Shop it is Double the points on any orders.

Trustworthy Featherweight sites:

- The featherweight shop www.singer-featherweight.com
the most commonly known site
- The featherweightDoctor.com Dave’ Corner
- Nova Montgomery featherweights and quilting
www.novamongomery.com Nova has wonderful tip of the month’s and you can scroll through past months and past years on a wide range of topics and videos.





Tree City Quilters



MAY Birthdays:



Chris Glaser 5-01
Connie Allen 5-05
Nita Bagnall 5-12
Leesa Llyold 5-13
Trish everitt 5-18
Bonni May 5-29

The month of your birthday is the time to bring something for the refreshment table and to choose a quilt related goodie in the special birthday basket at the registration table. Meet you at the basket, Birthday Folks!

We are looking for a new webmaster. If you have a good knowledge of **WIX website design and marketing please let the board know. David is stepping aside due to taking on more responsibilities at work and as he put it “The website needs more attention and **WIX**/marketing knowledge than he can provide at this time.”**

MONTHLY MEETING **CHECKLIST:**

Snacks, if your birthday is this month / **Name Tag / Notebook & Pen / Show and Tell. PLEASE wear your name tag so we know who you are.**

Call for hearts!!!!

DID YOU KNOW THAT THE HOSPITAL NEEDS 600 A MONTH?

There are 100 new babies that need these little flannel treasures to provide the comfort of momma in the neonatal unit at Shands. We have flannel to give, we just need you to make them.



Please give an hour a month to make them.



Reminder: Marsha will only email broadcast guild related items...please no info on spam alerts or funny quotes.

Tree City Quilters Guild – April 8, 2019 – Meeting Minutes

Meeting called to order and guest (s) welcomed by President Lynne Meyer.

Food bank - Vicky Bergath provided food bank update. \$235 donated and 12 pounds of food.

Program – Amanda Hewes - Amanda showed a variety of bags and patterns that we can make as a guild and/or offer to the public.

Charity – Linda McSwain reminded everyone that the charity sewing is Wednesday, April 10th from 10-2 at Julies Pins and Needles in Alachua. She is also participating in a shop hop in May with four shops for \$75.

Lynne Meyer spoke with a representative at Shands and said that the employees were having a flannel drive since MOD ceased providing flannel... for the NICU unit there is approx. 1000 babies a year at four hearts per baby to total 4000 per year or 384 per month.

Treasurer – Linda Clary

- Savings \$3947 and checking \$1704
-
- Currently have fixed expenses of rent, storage and insurance
-
- Storage paid for April
-
- Changed the insurance coverage to the minimum and reduced the expense from \$575 to \$401.
-
- Opportunity quilt earned \$50 from Trenton, \$86 from Camp Blanding, Jackie offered to take to Camp Blanding in September; \$369 total earned
-

Refreshment break – happy birthday April members!

Prize drawing/Opportunity Quilt - Pamela Howell conducted prize drawings and continued to sell quilt tickets.

By-laws Review – Lynne Meyer – Lynne went through the updates for the by-laws and a few suggestions made during the meeting. Cindy Brannon made a motion and Kay Hurst seconded to change lines 29-30 to add “standing committee chairs” and line 68 as “these offices and standing committee chairs” to be consistent – motion carried. Lynne will update accordingly and put on guild website members area.

Nominating Committee –Marsha Tucker announced the new slate of officers. Motion was made to vote now but it was pointed out that the by-laws state the vote is in May. All agreed.

Proposed next year officers:

President – Linda McSwain

Vice President – Charlene Stroehlen

Treasurer – Peggy Bessinger

Secretary – Cathy Silloway

Other – Lynne Meyer presented information of available venues for the guild use. A written vote was collected and Oak Hammock was selected. The first meeting here will be June. It was also suggested that there was no time commitment so can also review and look at other venues as needed.

Website – treecityquilt.com; members only password provided is “tcqg”

Show and Tell – awesome projects as always!

Meeting adjourned. Next meeting is Monday, May 13, 2019 at 7pm.

--- Respectfully submitted – Trish Everitt – TCQG Secretary ---

Tree City Quilters Guild Annual Membership Form

Payable May Meeting – June Meeting

All personal information provided is for Guild use only and not shared with any other entity. Please Print:

Name:		
Address:		
City:	State:	Zip code:
Email:		
Telephone:	Mobile:	Birthday (Month/Day):

- ☐ **Active Member: \$30.00** *Full Membership plus monthly newsletter*
☐ **Honorary Member: No Fee** *Requires approval by Executive Board*

Payment amount: _____ ☐ Cash ☐ Check # _____

Please share any talents you have that could serve the needs and goals of the guild. Our main goals are community service and education; however, help is needed in many areas. Examples: competency with computers, publicity skills, instructing classes on quilting techniques, writing, organizational skills and always, serving on a specific committee, plus any you think may be of benefit. This is how I can serve the guild (besides paying dues):

Please mark at least one or more committees in which you are interested in serving. Not all jobs require more than one person; however, it is nice to have a backup. In addition, some committees need help on a one-time-only basis, so it's nice to know who to call. A list of job descriptions for all positions is available on our website.

www.treecityquilt.org.

- | | | |
|---|---|--|
| <input type="checkbox"/> Charity Projects | <input type="checkbox"/> Programs | <input type="checkbox"/> Show and Tell |
| <input type="checkbox"/> Door Prizes | <input type="checkbox"/> Publicity | <input type="checkbox"/> Storage |
| <input type="checkbox"/> Finance | <input type="checkbox"/> Parliamentarian | <input type="checkbox"/> Ways & Means |
| <input type="checkbox"/> Hospitality | <input type="checkbox"/> Quilt Show | <input type="checkbox"/> Website |
| <input type="checkbox"/> Membership | <input type="checkbox"/> Retreats/Workshops | <input type="checkbox"/> Other: _____ |
| <input type="checkbox"/> Newsletter | <input type="checkbox"/> Secret Pals | |

By submitting and signing this form, you agree to the following terms:

Attendance

As a new/renewing member of the Tree City Quilters Guild, I understand that Standing Rule 6 of our Guild Bylaws states that: ***"As a responsibility of membership, it is recommended that each member should participate in the Guild through committee work, programs, projects and/or events."***

Media Release

From time to time, Tree City Quilters Guild takes and shares photos of you or your quilts for various Guild functions, promotions, (such as during Show & Tell, at scheduled Opportunity Quilt locations, during Retreats and other general settings) for use in print, online and on social media. By signing this registration, all members grant the guild the right to use recordings, video, and photographs created during their guild meetings and social functions.

Membership

Membership renewals/payments are accepted at the May and June guild meetings OR by mail to the Membership Chair(s). All renewals/payments must be received in person or postmarked by June meeting date.

Signature: _____
 Mail to: Tree City Quilters Guild, PO Box 358425, Gainesville, FL 32635






Date: _____

ECONOMY BLOCK

BLOCK CUTTING SIZES



METHOD C PAPER FREE

FINISHED BLOCK SIZE	A 	B1 	B2 	C1 	C2 
2.5"	1.75"	2.75"	2.25"	3.25"	2.5"
5"	3"	4"	2.75"	5"	3.50"
10"	5.5"	6.5"	4.50"	8.5"	6.00"

Prepared by JUST GET IT DONE QUILTS






ECONOMY BLOCK

BLOCK CUTTING SIZES



METHOD A PAPER PIECING &

METHOD B FREEZER PAPER

FINISHED BLOCK SIZE	A 	B1 	B2 	C1 	C2 
2.5"	2"	3"	2.25"	3.5"	2.5"
5"	3.25"	4.25"	3"	5.25"	4.25"
10"	5.75"	6.75"	5"	8.75"	6.25"

Prepared by JUST GET IT DONE QUILTS






ECONOMY BLOCK

BLOCK CUTTING SIZES



METHOD **A** PAPER PIECING &

METHOD **B** FREEZER PAPER

FINISHED BLOCK SIZE	A 	B1 	B2 	C1 	C2 
2.5"	2"	3"	2.25"	3.5"	2.5"
5"	3.25"	4.25"	3"	5.25"	4.25"
10"	5.75"	6.75"	5"	8.75"	6.25"

Prepared by JUST GET IT DONE QUILTS